

Asymmetric Reactions of 8-Phenylmenthyl Pyruvate with Allyltrimethylsilane, Silyl Enol Ethers and Ketene Silyl Acetals

Ming-Yi Chen and Jim-Min Fang*

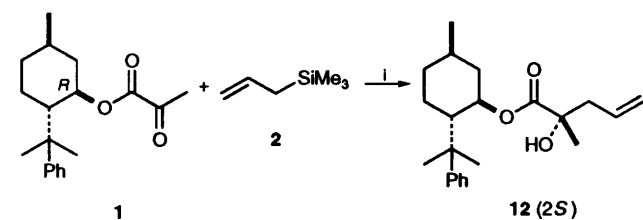
Department of Chemistry, National Taiwan University, Taipei, Taiwan 10617, Republic of China

By mediation of TiCl_4 , allylsilane, silyl enol ethers and ketene silyl acetals attacked (–)-phenylmenthyl pyruvate and (–)-phenylmenthyl phenylglyoxylate at their *si*-faces. The reactions are hypothesised to proceed with rigid cyclic transition states: *anti* aldol adducts **16a** and **17a** were favourably obtained from *E*-ketene silyl acetals **6** and **7** having *E*-configuration, whereas *syn* aldol adducts **18b–21b** were predominantly obtained from *Z*-ketene silyl acetal **18** and *Z*-silyl enol ethers **19–21**.

Formation of C–C bonds in a stereoselective controlled manner is an important synthetic method of current interest. Among many chiral auxiliaries, (–)-8-phenylmenthol is a useful reagent utilized frequently to direct asymmetric reactions of its preformed carboxylates, such as alkylations,² Michael reactions,³ Diels–Alder reactions,⁴ Wittig rearrangements⁵ and radical reactions.⁶ Application of (–)-phenylmenthol to asymmetric reactions of α -oxocarboxylates has been reported, such as reductions,⁷ additions with Grignard reagents,⁸ additions with crotyltributylstannane or crotyltrimethylsilane mediated by BF_3 ,⁹ the addition with methyl(triisopropoxy)titanium,¹⁰ additions with alkyllithium reagents,¹¹ ene reactions promoted by SnCl_4 ,¹² Henry reactions with nitroalkanes¹³ and photochemical [2 + 2] cycloadditions with oxazolines.¹⁴ The degree of diastereoselectivity is found to be affected by the counterion of the nucleophile in addition to other controlling factors. In one report,^{9b} stereochemical addition of crotyltrimethylsilane to (–)-phenylmenthyl pyruvate **1** has been successfully carried out by promotion with BF_3 but failed in the presence of TiCl_4 . However, considering the high stereoselectivities in many examples of TiCl_4 -mediated nucleophilic reactions toward α -oxycarbonyl compounds,¹⁵ we investigated the reactions of (–)-8-phenylmenthyl pyruvate with allyltrimethylsilane, silyl enol ethers and ketene silyl acetals using the Mukaiyama procedure. These reactions proceeded smoothly and stereoselectively and provided a route to assemble chiral quaternary carbon centres.

Results and Discussion

The addition of allylsilane to (–)-8-phenylmenthyl pyruvate **1** was conducted by mediation of TiCl_4 at -78°C in CH_2Cl_2 solution (Scheme 1). The reaction gave a single product,



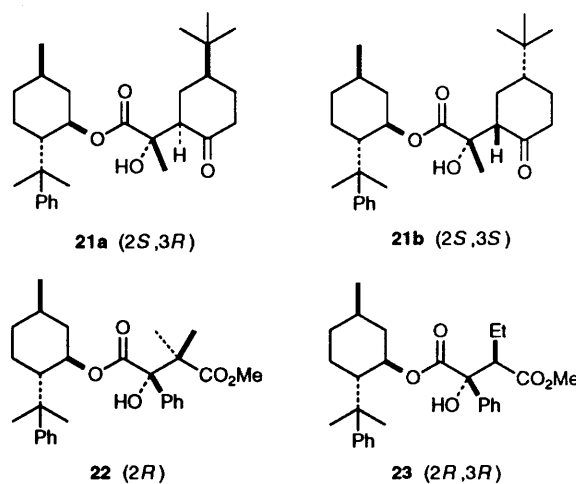
Scheme 1 Reagents and conditions: i, TiCl_4 , CH_2Cl_2 , -78°C (96%)

the tertiary alcohol **12** having the 2*S*-configuration. The absolute configuration of **12** was confirmed by saponification to (*S*)-(+)-2-hydroxy-2-methylpent-4-enoic acid.¹⁶

The aldol reactions of **1** with a variety of silyl enol ethers (**3**, **4** and **9–11**) and ketene silyl acetals (**5–8**) were carried out by similar procedures. The results are listed in Table 1. The aldol

reactions occurred exclusively at the *si*-face of the pyruvate to give the products **13–21** of 2*S*-configuration. Depending on the configuration of the silyl enol ether or ketene silyl acetal, the aldol reaction showed asymmetric induction to give either the 2,3-*syn* or 2,3-*anti* product as the major product. The ketene silyl acetals **6** and **7** of *Z*-configuration yielded predominantly the *anti* isomers of **16** and **17** in 2*S*,3*R* configuration, whereas the ketene silyl acetal **8** and silyl enol ethers **9–11** of *E*-configuration produced the aldol adducts **18–21** in predominantly 2*S*,3*S* configuration.

The additions using the 8-phenylmenthol auxiliary appeared to exert better stereocontrol than the corresponding reactions of **2–4** with (–)-menthyl pyruvate [44–55% diastereoisomeric excess (d.e.)].¹⁷ The reaction of ketene silyl acetal **5** with (–)-8-phenylmenthyl phenylglyoxylate in the presence of TiCl_4 gave the aldol adduct **22** exclusively in the 2*R*-configuration. The reaction of **6** under similar conditions also afforded a single product **23** having the 2*R*,3*R* configuration.

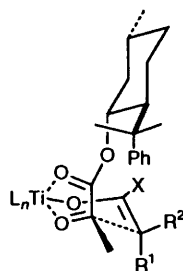


The stereochemical outcome shown in Table 1 implies that the TiCl_4 -mediated reactions proceeded *via* rigid transition states as depicted in Fig. 1.^{17,18} The titanium enolate generated from **3–11** was chelated with both carbonyl groups of the pyruvate, the phenyl group of the auxiliary was preferably oriented to the *endo* face of the pyruvate, and the aldol reaction occurred at the less hindered face (*si*-face) of (–)-8-phenylmenthyl pyruvate *via* a [3.2.1]bicyclic transition state to give the observed major products. This model explains the consequence that the 2*S*,3*R*-adduct is obtained from the *Z*-enolate and the 2*S*,3*S*-adduct from the *E*-enolate. The products **21a** and **21b**

Table 1 Reactions of (–)-8-phenylmenthyl pyruvate with silyl enol ethers and ketene silyl acetals (TiCl₄, CH₂Cl₂, –78 °C, 10 min)

1 + R¹-C(R²)=C(OSiMe₂Y)-X → 13-21 (2*S*,3*R*) 2,3-*anti* + 13-21 (2*S*,3*S*) 2,3-*syn*

Nucleophile	R ¹	R ²	X	Y	Product (yield %)	Ratio of 3 <i>R</i> :3 <i>S</i> isomers
3	H	H	Bu ^t	Me	13 (90)	
4	H	H	Ph	Me	14 (72)	
5	Me	Me	OMe	Bu ^t	15 (85)	
6	Et	H	OMe	Bu ^t	16 (90)	71:29
7	Ph	H	OEt	Bu ^t	17 (93)	62:38
8	H	Me	OEt	Bu ^t	18 (94)	29:71
9	H	–(CH ₂) ₃ –		Me	19 (84)	20:80
10	H	–(CH ₂) ₄ –		Me	20 (87)	12:88
11	H	–CH ₂ CH(Bu ^t)CH ₂ CH ₂ –		Me	21 (83)	14:86

**Fig. 1**

were obtained presumably by approaching the silyl enol ether of 4-*tert*-butylcyclohexanone **11** at the equatorial position.

Experimental

General information concerning instrumentation and materials was described previously.¹⁹ (–)-8-Phenylmenthyl pyruvate and (–)-8-phenylmenthyl phenylglyoxylate were prepared²⁰ by acid-catalysed condensation of (1*R*,2*S*,5*R*)-(–)-8-phenylmenthol²¹ with pyruvic acid and benzoylformic acid, respectively. The silyl enol ethers and ketene silyl acetals **3–11** were prepared according to literature methods.²² $[\alpha]_D$ values are given in units of 10^{–1} deg cm² g^{–1}. *J* Values are given in Hz.

General Procedure for Reactions of (–)-8-Phenylmenthyl Pyruvate with Allyltrimethylsilane, Silyl Enol Ethers and Ketene Silyl Acetals 2–11.—Under an atmosphere of N₂, TiCl₄ (0.07 cm³, 0.6 mmol) was added dropwise to a cold (–78 °C) stirred solution of (–)-8-phenylmenthyl pyruvate (0.5 mmol) in anhydrous CH₂Cl₂. A solution of the appropriate nucleophile (allyltrimethylsilane, silyl enol ether or ketene silyl acetal, 0.6 mmol) was subsequently added dropwise. The reaction mixture was stirred for 20 min at –78 °C and poured into ice–water.

After removal of CH₂Cl₂ by rotary evaporator, the residue was extracted three times with EtOAc. The combined extracts were washed with brine, dried (Na₂SO₄) and then concentrated under reduced pressure to give crude products **12–21**. Separation of products was accomplished by column chromatography (SiO₂) and/or HPLC with elution of the gradients of EtOAc in hexane indicated in each case. The reactions of (–)-phenylmenthyl phenylglyoxylate with ketene silyl acetals **5** and **6** were carried out by similar procedures to give **22** and **23**, respectively, in 80 and 78% yields.

5-Methyl-2-(1-methyl-1-phenylethyl)cyclohexyl 2-Hydroxy-2-methylpent-4-enoate 12.—2*S*-Isomer: oil; HPLC (3% EtOAc in hexane) *t_R* 14.3 min; $[\alpha]_D^{25}$ –8.6 (CHCl₃, *c* 7); ν_{\max} (neat)/cm^{–1} 3516, 1714 and 1595; δ_H (CDCl₃, 200 MHz) 0.72–1.14 (2 H, m), 0.88 (3 H, d, *J* 6.4, Me), 1.16 (3 H, s, Me), 1.17–1.29 (2 H, m), 1.22 (3 H, s, Me), 1.32 (3 H, s, Me), 1.36–1.64 (2 H, m), 1.94 (1 H, m), 2.09 (1 H, ddd, *J* 10.7, 10.7, 5.5), 2.30 (2 H, m), 2.65 (1 H, br s, OH), 4.88 (1 H, ddd, *J* 10.6, 10.6, 4.4), 5.04–5.14 (2 H, m), 5.64–5.84 (1 H, m), 7.11–7.24 (1 H, m, PhH) and 7.28–7.40 (4 H, m, PhH); δ_C (CDCl₃, 50 MHz) 21.6 (q), 24.5 (q), 26.6 (q), 26.8 (q), 27.0 (t), 31.2 (d), 34.3 (t), 39.6 (s), 41.5 (t), 44.3 (d), 49.6 (d), 73.8 (s), 76.8 (d), 118.9 (t), 125.2 (d), 125.3 (d), 125.6 (d), 128.1 (d), 128.3 (d), 132.3 (d), 151.0 (s) and 175.5 (s, CO₂); *m/z* 344 (M⁺, 13%) and 119 (100) (Found: M⁺, 344.2344. Calc. for C₂₂H₃₂O₃, *M*, 344.2351). Saponification of **12** with aqueous KOH in MeOH gave (*S*)-2-hydroxy-2-methylpent-4-enoic acid, *viz.* citramalic acid, as an oil; $[\alpha]_D^{25}$ +10.6 (CHCl₃, *c* 9.2), lit.,¹⁶ $[\alpha]_D^{25}$ +11.3 (EtOH *c* 1); δ_C (CDCl₃) 25.3 (q), 44.3 (t), 74.5 (s), 119.9 (t), 131.7 (d) and 209.3 (s).

5-Methyl-2-(1-methyl-1-phenylethyl)cyclohexyl 2-Hydroxy-2,5,5-trimethyl-4-oxohexanoate 13.—2*S*-Isomer: oil; TLC (5% EtOAc in hexane) *R_f* 0.12; $[\alpha]_D^{25}$ +17.8 (CHCl₃, *c* 6.6); ν_{\max} (neat)/cm^{–1} 3543, 1730 and 1600; δ_H (CDCl₃) 0.73–1.05 (3 H,

m), 0.87 (3 H, d, *J* 6.4), 1.14 (9 H, s), 1.20 (3 H, s), 1.25 (3 H, s), 1.31–1.56 (2 H, m), 1.90 (3 H, s), 2.00–2.06 (2 H, m), 2.64 (1 H, d, *J* 17.8), 2.93 (1 H, d, *J* 17.8), 4.79 (1 H, ddd, *J* 10.4, 10.4, 4.6), 7.10–7.17 (1 H, m) and 7.19–7.32 (4 H, m); $\delta_{\text{C}}(\text{CDCl}_3)$ 21.6 (q), 25.6 (q, 3 C), 26.2 (q), 26.6 (q), 26.9 (q), 30.1 (s), 31.1 (t), 34.4 (d), 39.7 (t), 40.9 (s), 43.7 (t), 45.7 (t), 49.7 (d), 72.3 (s), 76.7 (d), 125.1 (d), 125.5 (d, 2 C), 127.9 (d, 2 C), 151.0 (s), 174.9 (s, CO₂) and 214.8 (S, CO); *m/z* 402 (M⁺, 6%) and 119 (100) (Found: M⁺, 402.2761. Calc. for C₂₅H₃₈O₄, *M*, 402.2770).

5-Methyl-2-(1-methyl-1-phenylethyl)cyclohexyl 2-Hydroxy-2-methyl-4-oxo-4-phenylbutanoate 14.—2*S*-Isomer: oil; TLC (10% EtOAc in hexane) *R_f* 0.24; $[\alpha]_{\text{D}}^{25} + 29.9$ (CHCl₃, *c* 1.2); $\nu_{\text{max}}(\text{neat})/\text{cm}^{-1}$ 3543 and 1728; $\delta_{\text{H}}(\text{CDCl}_3)$ 0.69–1.51 (3 H, m), 0.84 (3 H, d, *J* 6.4), 1.24 (3 H, s), 1.31 (3 H, s), 1.42 (3 H, s), 1.35–1.52 (3 H, m), 1.96–2.13 (2 H, m), 3.09 (1 H, d, *J* 18.0), 3.32 (1 H, d, *J* 18.0), 3.71 (1 H, br s, OH), 4.85 (1 H, ddd, *J* 10.6, 10.6, 4.5), 7.11–7.38 (5 H, m), 7.41–7.52 (3 H, m) and 7.87–7.93 (2 H, m); $\delta_{\text{C}}(\text{CDCl}_3)$ 21.7 (q), 25.9 (q), 26.8 (q), 27.0 (q), 29.8 (t), 31.2 (d), 34.5 (d), 39.9 (s), 40.8 (t), 47.3 (t), 49.7 (d), 72.7 (s), 77.0 (d), 125.2 (d, 2 C), 125.6 (d, 2 C), 128.0 (d, 2 C), 128.1 (d, 2 C), 128.6 (d, 2 C), 133.5 (s), 151.4 (s), 175.0 (s) and 198.7 (s); *m/z* 422 (M⁺, 8%), 119 (100) (Found: M⁺, 422.2433. Calc. for C₂₇H₃₄O₄, *M*, 422.2457).

1-[5-Methyl-2-(1-methyl-1-phenylethyl)cyclohexyl] 4-Methyl 2-Hydroxy-2,3,3-trimethylbutanedioate 15.—2*S*-Isomer: oil; TLC (10% EtOAc in hexane) *R_f* 0.20; $[\alpha]_{\text{D}}^{25} - 40.6$ (CHCl₃, *c* 0.4); $\nu_{\text{max}}(\text{neat})/\text{cm}^{-1}$ 3511 and 1727; $\delta_{\text{H}}(\text{CDCl}_3)$ 0.70–1.23 (3 H, m), 0.87 (3 H, d, *J* 6.4), 1.27 (12 H, br s), 1.30–1.62 (3 H, m), 1.37 (3 H, s), 1.95–2.10 (2 H, m), 3.72 (3 H, s), 4.94 (1 H, ddd, *J* 10.6, 10.6, 4.6), 7.11–7.22 (1 H, m) and 7.24–7.35 (4 H, m); $\delta_{\text{C}}(\text{CDCl}_3)$ 20.3 (q), 21.2 (q), 21.6 (q), 21.7 (q), 25.1 (q), 27.2 (t), 29.0 (q), 31.3 (d), 34.3 (t), 40.1 (s), 41.3 (t), 49.2 (s), 50.0 (d), 52.0 (t), 77.6 (d), 77.6 (s), 125.4 (d), 125.5 (d, 2 C), 128.1 (d, 2 C), 150.5 (s), 175.0 (s) and 176.6 (s); *m/z* 404 (M⁺, 1%) and 119 (100) (Found: M⁺, 404.2552. Calc. for C₂₄H₃₆O₅, *M*, 404.2563).

1-[5-Methyl-2-(1-methyl-1-phenylethyl)cyclohexyl] 4-Methyl 3-Ethyl-2-hydroxy-2-methylbutanedioate 16.—2*S*,3*R*-Isomer: oil; TLC (3% EtOAc in hexane) *R_f* 0.08; $[\alpha]_{\text{D}}^{25} - 5.7$ (CHCl₃, *c* 1.2); $\nu_{\text{max}}(\text{neat})/\text{cm}^{-1}$ 3526 and 1734; $\delta_{\text{H}}(\text{CDCl}_3)$ 0.84–1.12 (3 H, m), 0.87 (3 H, d, *J* 6.4 Hz), 0.88 (3 H, t, *J* 7.4), 1.18 (3 H, s), 1.24 (3 H), 1.34 (3 H, s), 1.35–1.77 (3 H, m), 1.93 (1 H, m), 2.07 (1 H, ddd, *J* 10.1, 10.1, 4.4), 2.52 (1 H, dd, *J* 6.4, 4.5), 3.68 (3 H, s), 4.86 (1 H, ddd, *J* 10.6, 10.6, 4.4), 7.15–7.20 (1 H, m) and 7.25–7.32 (4 H, m); $\delta_{\text{C}}(\text{CDCl}_3)$ 12.3 (q), 19.7 (q), 21.8 (q), 22.3 (q), 26.0 (q), 27.1 (t), 28.0 (t), 31.2 (d), 34.4 (t), 40.0 (s), 41.0 (t), 49.7 (d), 51.4 (d), 53.1 (d), 75.0 (s), 77.0 (d), 125.3 (d), 125.6 (d, 2 C), 128.1 (d, 2 C), 150.8 (s), 175.0 (s) and 175.1 (s); *m/z* 404 (M⁺, 7%) and 119 (100) (Found: M⁺, 404.2541. Calc. for C₂₄H₃₆O₅, *M*, 404.2563). 2*S*,3*S*-Isomer: oil; TLC (3% EtOAc in hexane) *R_f* 0.09; $[\alpha]_{\text{D}}^{25} + 0.1$ (CHCl₃, *c* 3.7); $\nu_{\text{max}}(\text{neat})/\text{cm}^{-1}$ 3495 and 1733; $\delta_{\text{H}}(\text{CDCl}_3)$ 0.85–1.16 (3 H, m), 0.88 (3 H, d, *J* 6.4), 0.89 (3 H, t, *J* 7.4), 1.21 (3 H, s), 1.23 (3 H, s), 1.34 (3 H, s), 1.38–1.63 (3 H, m), 1.80 (1 H, m), 1.98 (1 H, m), 2.10 (1 H, ddd, *J* 10.0, 10.0, 3.9), 2.54 (1 H, dd, *J* 12.0, 3.1), 3.71 (3 H, s), 4.91 (1 H, ddd, *J* 10.6, 10.6, 4.4), 7.15–7.20 (1 H, m) and 7.25–7.31 (4 H, m); $\delta_{\text{C}}(\text{CDCl}_3)$ 12.3 (q), 20.8 (q), 21.7 (q), 23.5 (q), 26.2 (q), 27.0 (t), 27.5 (t), 31.2 (d), 34.3 (t), 39.9 (s), 41.1 (t), 49.7 (d), 51.5 (d), 55.6 (d), 75.0 (s), 77.5 (d), 125.4 (d, 3 C), 128.1 (d, 2 C), 150.8 (s), 173.5 (s) and 174.3 (s); *m/z* 405 (M⁺ + 1, 7%) 119 (100) (Found: M⁺, 404.2566. Calc. for C₂₄H₃₆O₅, *M*, 404.2563).

1-[5-Methyl-2-(1-methyl-1-phenylethyl)cyclohexyl] 4-Ethyl 2-Hydroxy-2-methyl-3-phenylbutanedioate 17.—2*S*,3*R*-Isomer: solid, m.p. 109–110 °C; HPLC (15% EtOAc in hexane) *t_R* 4.8 min; $[\alpha]_{\text{D}}^{25} + 14.5$ (CHCl₃, *c* 8); $\nu_{\text{max}}(\text{KBr})/\text{cm}^{-1}$ 3540 and 1736; $\delta_{\text{H}}(\text{CDCl}_3)$ 0.75–1.13 (3 H, m), 0.89 (3 H, d, *J* 6.4), 1.19 (3 H, d, *J*

7.4), 1.26 (3 H, s), 1.40 (3 H, s), 1.41–1.58 (3 H, m), 2.02 (1 H, m), 2.14 (1 H, d, *J* 10.5, 10.5, 4.6), 3.83 (1 H, br s, OH), 4.04 (1 H, s), 4.93 (1 H, ddd, *J* 10.6, 10.6, 4.5) and 7.14–7.40 (10 H, m); $\delta_{\text{C}}(\text{CDCl}_3)$ 14.0 (q), 21.7 (q), 23.3 (q), 26.3 (q), 27.0 (t), 27.7 (q), 31.2 (d), 34.5 (t), 40.0 (s), 41.1 (t), 49.7 (d), 56.7 (d), 61.1 (t), 75.1 (s), 77.0 (d), 125.4 (d), 125.6 (d, 2 C), 127.7 (d), 128.1 (d, 2 C), 128.2 (d, 2 C), 130.1 (d, 2 C), 133.7 (s), 150.9 (s), 173.2 (s) and 175.2 (s); *m/z* 405 (M⁺ + 1, 7%) and 119 (100) (Found: C, 74.3; H, 8.1. C₂₉H₃₈O₅ requires C, 74.28; H, 8.03%). 2*S*,3*S*-Isomer: oil; HPLC (15% EtOAc in hexane) *t_R* 6.6 min; $[\alpha]_{\text{D}}^{25} - 21.8$ (CHCl₃, *c* 5.5); $\nu_{\text{max}}(\text{KBr})/\text{cm}^{-1}$ 3540 and 1735; $\delta_{\text{H}}(\text{CDCl}_3)$ 0.70–0.97 (3 H, m), 0.80 (3 H, d, *J* 6.4), 1.04 (3 H, s), 1.10 (3 H, s), 1.25 (3 H, t, *J* 7.4), 1.27–1.42 (3 H, m), 1.40 (3 H, s), 1.52 (1 H, m), 1.95 (1 H, d, *J* 10.6, 10.6, 5.2), 3.53 (1 H, br s, OH), 3.97 (1 H, s), 4.17 (2 H, m), 4.71 (1 H, ddd, *J* 10.6, 10.6, 4.6), 7.10–7.31 (8 H, m) and 7.36–7.47 (2 H, m); $\delta_{\text{C}}(\text{CDCl}_3)$ 14.0 (q), 21.6 (q), 25.1 (q), 25.5 (q), 27.1 (t), 28.2 (q), 31.2 (d), 34.4 (t), 39.8 (s), 40.9 (t), 49.7 (d), 57.5 (d), 61.1 (t), 76.0 (s), 77.6 (d), 125.3 (d), 125.5 (d, 2 C), 127.8 (d), 128.0 (d, 2 C), 128.1 (d, 2 C), 130.1 (d, 2 C), 134.2 (s), 150.8 (s), 171.7 (s) and 173.3 (s); *m/z* 405 (M⁺ + 1, 5%) and 119 (100) (Found: C, 74.3; H, 8.1%).

1-[5-Methyl-2-(1-methyl-1-phenylethyl)cyclohexyl 4-Ethyl 2-Hydroxy-2,3-dimethylbutanedioate 18.—2*S*,3*S*-Isomer: oil; HPLC (15% EtOAc in hexane) *t_R* 6.6 min; $[\alpha]_{\text{D}}^{25} - 5.7$ (CHCl₃, *c* 3.6); $\nu_{\text{max}}(\text{neat})/\text{cm}^{-1}$ 3512 and 1721; $\delta_{\text{H}}(\text{CDCl}_3)$ 0.76–1.05 (3 H, m), 0.86 (3 H, d, *J* 6.4), 1.18 (3 H, s), 1.20 (3 H, d, *J* 7.3), 1.23 (3 H, s), 1.27 (3 H, t, *J* 7.2), 1.35 (3 H, s), 1.44–1.60 (3 H, m), 1.95–2.10 (2 H, m), 2.68 (1 H, q, *J* 7.3), 3.54 (1 H, br s, OH), 4.16 (2 H, q, *J* 7.2), 4.86 (1 H, ddd, *J* 10.6, 10.6, 4.3), 7.13–7.19 (1 H, m) and 7.24–7.33 (4 H); $\delta_{\text{C}}(\text{CDCl}_3)$ 11.0 (q), 14.1 (q), 21.7 (q), 22.5 (q), 25.9 (q), 27.1 (q), 27.9 (t), 31.2 (d), 34.4 (t), 40.0 (s), 41.0 (t), 45.4 (t), 49.8 (d), 60.6 (d), 74.6 (s), 76.9 (d), 125.2 (d), 125.5 (d, 2 C), 128.0 (d, 2 C), 150.8 (s), 175.2 (s) and 175.3 (s); *m/z* 405 (M⁺ + 1, 7%) and 119 (100) (Found: M⁺, 404.2563. Calc. for C₂₄H₃₆O₅, *M*, 404.2563). 2*S*,3*R*-Isomer: oil; HPLC (15% EtOAc in hexane) *t_R* 7.2 min; $[\alpha]_{\text{D}}^{25} - 0.05$ (CHCl₃, *c* 3); $\nu_{\text{max}}(\text{neat})/\text{cm}^{-1}$ 3515 and 1724; $\delta_{\text{H}}(\text{CDCl}_3)$ 0.72–1.12 (3 H, m), 0.88 (3 H, d, *J* 6.4), 1.18 (3 H, d, *J* 7.3), 1.25 (6 H, s), 1.28 (3 H, t, *J* 7.2), 1.35 (3 H, s), 1.37–1.62 (3 H, m), 1.96–2.13 (2 H, m), 2.72 (1 H, q, *J* 7.3), 3.24 (1 H, br s, OH), 4.17 (2 H, q, *J* 7.2), 4.92 (1 H, ddd, *J* 10.6, 10.6, 4.3), 7.12–7.22 (1 H, m) and 7.26–7.35 (4 H, m); $\delta_{\text{C}}(\text{CDCl}_3)$ 12.6 (q), 14.1 (q), 21.7 (q), 23.6 (q), 25.9 (q), 27.1 (q), 28.0 (t), 31.3 (d), 34.4 (t), 40.0 (s), 41.3 (t), 47.6 (t), 49.8 (d), 60.6 (d), 75.1 (s), 77.4 (d), 125.4 (d), 125.5 (d, 2 C), 128.1 (d, 2 C), 150.8 (s), 173.7 (s) and 174.2 (s); 405 (M⁺ + 1, 7%) and 119 (100) (Found: M⁺, 404.2560. Calc. for C₂₄H₃₆O₅, *M*, 404.2563).

5-Methyl-2-(1-methyl-1-phenylethyl)cyclohexyl 2-Hydroxy-2-(2-oxocyclopentyl)propanoate 19.—2*S*,3*R*-Isomer: oil; HPLC (15% EtOAc in hexane) *t_R* 9.0 min; $[\alpha]_{\text{D}}^{25} - 40.6$ (CHCl₃, *c* 0.4); $\nu_{\text{max}}(\text{neat})/\text{cm}^{-1}$ 3513 and 1739; $\delta_{\text{H}}(\text{CDCl}_3)$ 0.85–1.08 (3 H, m), 1.11 (3 H, d, *J* 6.4), 1.27 (3 H, s), 1.28 (3 H, s), 1.35 (3 H, s), 1.40–1.84 (4 H, m), 1.85–2.19 (5 H, m), 2.20–2.37 (2 H, m), 2.47 (1 H, ddd, *J* 10.6, 10.6, 5.5), 2.76 (1 H, br s, OH), 4.85 (1 H, ddd, *J* 10.6, 10.6, 4.4), 7.07–7.16 (1 H, m) and 7.19–7.38 (4 H, m); $\delta_{\text{C}}(\text{CDCl}_3)$ 20.5 (q), 21.8 (q), 23.8 (q), 25.5 (q), 25.8 (t), 27.2 (t), 28.6 (t), 31.4 (d), 34.4 (t), 39.2 (t), 40.1 (s), 41.4 (t), 50.1 (d), 54.5 (d), 76.2 (s), 77.6 (d), 125.4 (d), 125.6 (d, 2 C), 128.1 (d, 2 C), 150.6 (s), 174.2 (s) and 219.8 (s); *m/z* 386 (M⁺, 1%) and 119 (100) (Found: M⁺, 386.2611. Calc. for C₂₄H₃₄O₄, *M*, 386.2613). 2*S*,3*S*-Isomer: solid, m.p. 112–114 °C; HPLC (15% EtOAc in hexane) *t_R* 9.6 min; $[\alpha]_{\text{D}}^{25} + 16.2$ (CHCl₃, *c* 1.5); $\nu_{\text{max}}(\text{neat})/\text{cm}^{-1}$ 2960 and 1735; $\delta_{\text{H}}(\text{CDCl}_3)$ 0.85–1.06 (3 H, m), 0.90 (3 H, d, *J* 6.4), 1.13 (3 H, s), 1.23 (3 H, s), 1.36 (3 H, s), 1.40–1.87 (5 H, m), 1.90–2.16 (5 H, m), 2.17–2.30 (2 H, m), 2.46 (1 H, ddd, *J* 10.6, 10.6, 5.5), 2.88 (1 H, br s, OH), 4.90 (1 H, ddd, *J* 10.6, 10.6, 4.4), 7.15–7.19 (1 H, m) and 7.23–7.36 (4 H, m);

$\delta_{\text{C}}(\text{CDCl}_3)$ 20.3 (q), 21.8 (q), 24.3 (q), 24.8 (q), 26.8 (t), 26.9 (t), 27.1 (t), 31.4 (d), 34.6 (t), 38.7 (t), 39.9 (s), 40.7 (t), 49.8 (d), 55.8 (d), 73.6 (s), 77.9 (d), 125.2 (d), 125.6 (d, 2 C), 128.0 (d, 2 C), 151.4 (s), 167.0 (s) and 217.4 (s); m/z 386 (M^+ , 1%), and 119 (100) (Found: M^+ , 386.2610. Calc. for $\text{C}_{24}\text{H}_{34}\text{O}_4$, M , 386.2613).

5-Methyl-2-(1-methyl-1-phenylethyl)cyclohexyl 2-Hydroxy-2-(2-oxocyclohexyl)propanoate 20.—2*S*,3*S*-Isomer: oil; HPLC (15% EtOAc in hexane) t_{R} 10.2 min; $[\alpha]_{\text{D}}^{25} + 30.8$ (CHCl_3 , c 5.7); $\nu_{\text{max}}(\text{neat})/\text{cm}^{-1}$ 3542 and 1721; $\delta_{\text{H}}(\text{CDCl}_3)$ 0.79–1.10 (2 H, m), 0.86 (3 H, d, J 6.4), 1.08 (3 H, s), 1.21 (3 H, s), 1.30–1.78 (7 H, m), 1.30 (3 H, s), 1.79–2.18 (5 H, m), 2.19–2.47 (3 H, m), 3.05 (1 H, br s, OH), 4.75 (1 H, ddd, J 10.6, 10.6, 4.3), 7.17–7.21 (1 H, m) and 7.25–7.38 (4 H, m); $\delta_{\text{C}}(\text{CDCl}_3)$ 21.7 (q), 22.9 (q), 24.7 (q), 26.4 (q), 26.8 (t), 27.0 (d, 2 C), 27.4 (t), 31.2 (d), 34.6 (t), 39.7 (s), 40.5 (t), 42.1 (t), 49.8 (d), 56.1 (d), 73.4 (s), 76.9 (d), 125.1 (d), 125.5 (d, 2 C), 127.9 (d, 2 C), 151.7 (s), 175.9 (s) and 212.4 (s); m/z 400 (M^+ , 3%) and 119 (100) (Found: M^+ , 400.2601. Calc. for $\text{C}_{25}\text{H}_{36}\text{O}_4$, M , 400.2613). 2*S*,3*S*-Isomer: solid, m.p. 113–115 °C; HPLC (15% EtOAc in hexane) t_{R} 11.0 min; $[\alpha]_{\text{D}}^{25} - 25.4$ (CHCl_3 , c 1.5); $\nu_{\text{max}}(\text{KBr})/\text{cm}^{-1}$ 3542 and 1725; $\delta_{\text{H}}(\text{CDCl}_3)$ 0.77–1.07 (2 H, m), 0.87 (3 H, d, J 6.4), 1.21 (3 H, s), 1.25 (3 H, s), 1.37–1.83 (7 H, m), 1.40 (3 H, s), 1.84–2.08 (5 H, m), 2.13–2.58 (2 H, m), 2.60 (1 H, m), 3.28 (1 H, br s, OH), 4.87 (1 H, ddd, J 10.6, 10.6, 4.3), 7.15–7.20 (1 H, m) and 7.25–7.37 (4 H, m); $\delta_{\text{C}}(\text{CDCl}_3)$ 21.7 (q), 22.9 (q), 24.7 (q), 26.4 (q), 26.9 (t), 27.4 (t), 27.7 (t), 31.2 (d), 34.5 (t), 34.6 (t), 39.7 (s), 40.5 (t), 42.1 (s), 49.8 (d), 56.1 (d), 73.4 (s), 76.8 (d), 125.1 (d), 125.2 (d, 2 C), 127.9 (d, 2 C), 151.6 (s), 175.9 (s) and 212.4 (s); m/z 400 (M^+ , 1%) and 119 (100) (Found: M^+ , 400.2611. Calc. for $\text{C}_{25}\text{H}_{36}\text{O}_4$, M , 400.2613).

5-Methyl-2-(1-methyl-1-phenylethyl)cyclohexyl 2-Hydroxy-2-(2-oxo-5-tert-butylcyclohexyl)propanoate 21.—2*S*,3*S*-Isomer: oil; HPLC (15% EtOAc in hexane) t_{R} 4.8 min; $[\alpha]_{\text{D}}^{25} - 22.3$ (CHCl_3 , c 1.3); $\nu_{\text{max}}(\text{neat})/\text{cm}^{-1}$ 3544 and 1721; $\delta_{\text{H}}(\text{CDCl}_3)$ 0.77–1.10 (3 H, m), 0.87 (9 H, s), 0.88 (3 H, d, J 6.4), 1.15–1.73 (8 H, m), 1.26 (3 H, s), 1.37 (3 H, s), 1.48 (3 H, s), 1.74–2.05 (2 H, m), 2.06–2.25 (2 H, m), 2.47 (1 H, m), 2.57 (1 H, br s, OH), 4.90 (1 H, ddd, J 10.6, 10.6, 4.4) and 7.10–7.40 (5 H, m); $\delta_{\text{C}}(\text{CDCl}_3)$ 21.7 (q), 21.9 (q), 22.6 (q), 22.9 (q), 26.0 (q), 26.9 (q), 27.3 (q), 27.5 (t), 27.6 (t), 28.1 (s), 31.2 (d), 32.6 (d), 34.6 (t), 39.7 (s), 40.2 (t), 41.4 (t), 46.2 (t), 49.2 (d), 55.2 (d), 72.2 (s), 76.9 (d), 125.1 (d), 125.4 (d, 2 C), 128.0 (d, 2 C), 151.5 (s), 175.7 (s) and 212.5 (s); m/z 456 (M^+ , 5%) and 119 (100). 2*S*,3*S*-Isomer: oil HPLC (15% EtOAc in hexane) t_{R} 6.0 min; $[\alpha]_{\text{D}}^{25} + 28.5$ (CHCl_3 , c 5.5); $\nu_{\text{max}}(\text{neat})/\text{cm}^{-1}$ 3540 and 1720; $\delta_{\text{H}}(\text{CDCl}_3)$ 0.76–1.10 (3 H, m), 0.88 (3 H, d, J 6.4), 0.97 (3 H, s), 1.10 (3 H, s), 1.24 (3 H, s), 1.27–1.52 (8 H, m), 1.92 (3 H, s), 1.99–2.21 (3 H, m), 2.22–2.51 (2 H, m), 3.04 (1 H, br s, OH), 4.72 (1 H, ddd, J 10.5, 10.5, 4.6), 7.11–7.23 (1 H, m) and 7.25–7.40 (4 H, m); $\delta_{\text{C}}(\text{CDCl}_3)$ 21.7 (q), 23.0 (q), 26.1 (q), 26.9 (q), 27.3 (q), 27.5 (q), 27.6 (q), 27.7 (t), 27.9 (t), 28.1 (s), 31.2 (d), 32.6 (d), 34.6 (t), 39.8 (s), 40.5 (t), 41.3 (t), 46.4 (t), 49.7 (d), 55.3 (d), 73.5 (s), 76.9 (d), 125.2 (d), 125.5 (d, 2 C), 127.9 (d, 2 C), 151.8 (s), 175.9 (s) and 212.6 (s); m/z 456 (M^+ , 3%) and 119 (100) (Found: M^+ , 456.3227. Calc. for $\text{C}_{29}\text{H}_{44}\text{O}_4$, M , 456.3240).

1-[5-Methyl-2-(1-methyl-1-phenylethyl)cyclohexyl] 4-Methyl 2-Hydroxy-3,3-dimethyl-2-phenylbutanedioate 22.—2*R*-Isomer: oil; TLC (5% EtOAc in hexane) R_{f} 0.20; $\nu_{\text{max}}(\text{neat})/\text{cm}^{-1}$ 3553 and 1720 cm^{-1} ; $\delta_{\text{H}}(\text{CDCl}_3)$ 0.66–0.98 (3 H, m), 0.78 (3 H, d, J 6.4), 1.14 (3 H, s), 1.18–1.34 (3 H, m), 1.30 (3 H, s), 1.31 (3 H, s), 1.40 (3 H, s), 1.59 (3 H, s), 1.81–1.94 (2 H, m), 3.77 (3 H, s), 4.51 (1 H, s, OH), 4.86 (1 H, ddd, J 10.5, 10.5, 4.3), 7.12–7.19 (3 H, m), 7.23–7.37 (5 H, m) and 7.45–7.50 (2 H, m); $\delta_{\text{C}}(\text{CDCl}_3)$ 14.0 (q), 21.7 (q), 22.0 (q), 22.6 (q), 22.7 (q), 23.5 (q), 27.4 (t), 30.0

(q), 31.3 (d), 31.5 (s), 34.3 (t), 40.4 (s), 40.5 (t), 50.1 (s), 76.9 (s), 82.6 (s), 125.3 (d), 125.8 (d, 2c), 127.3 (d, 2 C), 127.8 (d, 2 C), 128.0 (d, 2 C), 137.0 (s), 150.5 (s) and 179.4 (s); m/z 467 (M^+ , 1%), 207 (100) and 119 (100) (Found: M^+ , 466.2711. Calc. for $\text{C}_{29}\text{H}_{38}\text{O}_5$, M , 466.2719).

1-[5-Methyl-2-(1-methyl-1-phenylethyl)cyclohexyl] 4-Methyl 3-Ethyl-2-hydroxy-2-phenylbutanedioate 23. 2*R*,3*R*-Isomer: oil; TLC (3% EtOAc in hexane) R_{f} 0.16; $\nu_{\text{max}}(\text{neat})/\text{cm}^{-1}$ 3430 and 1730; $\delta_{\text{H}}(\text{CDCl}_3)$ 0.69–1.08 (3 H, m), 0.76 (3 H, d, J 6.4), 1.00 (3 H, t, J 7.4), 1.12 (3 H, s), 1.17 (3 H, s), 1.20–1.67 (5 H, m), 1.84–2.00 (2 H, m), 3.44 (3 H, s), 3.45 (1 H, dd, J 10.9, 4.1), 3.72 (1 H, s, OH), 4.85 (1 H, ddd, J 10.5, 10.5, 4.2), 7.16–7.35 (8 H, m) and 7.54–7.59 (2 H, m); $\delta_{\text{C}}(\text{CDCl}_3)$ 12.3 (q), 21.6 (q), 21.8 (t), 24.1 (q), 27.2 (t), 29.2 (q), 31.2 (d), 34.2 (t), 40.1 (s), 40.8 (t), 50.1 (d), 51.5 (q), 54.5 (d), 77.2 (d), 79.9 (s), 125.1 (d), 125.2 (d, 2 C), 125.6 (d, 3 C), 127.9 (d, 2 C), 128.0 (d, 2 C), 140.0 (s), 150.3 (s), 171.0 (s) and 174.4 (s); m/z 466 (M^+ , 30%) and (100).

Acknowledgements

We thank the National Science Council for financial support (Grant NSC82-0208-M002-031).

References

- H.-U. Blaser, *Chem. Rev.*, 1992, **92**, 935.
- Ihara, M. Takahashi, N. Taniguchi, K. Yasui, K. Fukumoto and T. Kametani, *J. Chem. Soc., Perkin Trans. 1*, 1989, 897; M. Ihara, M. Takahashi, H. Niitsuma, N. Taniguchi, K. Yasui and K. Fukumoto, *J. Org. Chem.*, 1989, **54**, 5413.
- W. Oppolzer and H. J. Loher, *Helv. Chim. Acta*, 1981, **64**, 2808; E. J. Corey and R. T. Peterson, *Tetrahedron Lett.*, 1985, **26**, 5025.
- E. J. Corey and H. E. Ensley, *J. Am. Chem. Soc.*, 1975, **97**, 6908; W. Oppolzer, M. Kurth, D. Reichlin, C. Chapuis, M. Mohnhaupt and F. Moffatt, *Helv. Chim. Acta*, 1981, **64**, 2802.
- O. Takahashi, K. Mikami and T. Nakai, *Chem. Lett.*, 1987, 69.
- R. Vaßen, J. Runsink and H.-D. Scharf, *Chem. Ber.*, 1986, **119**, 3492; D. Crich and J. W. Davies, *Tetrahedron Lett.*, 1991, **32**, 27; D. Crich and L. Quintero, *Chem. Rev.*, 1989, **89**, 1413; M.-Y. Chen, J.-M. Fang, Y.-M. Tsai and R.-L. Yeh, *J. Chem. Soc., Chem. Commun.*, 1991, 1604.
- J. K. Whitesell, D. Deyo and A. Bhattacharya, *J. Chem. Soc., Chem. Commun.*, 1983, 802.
- J. K. Whitesell, A. Bhattacharya and K. Henke, *J. Chem. Soc., Chem. Commun.*, 1982, 988.
- Y. Yamamoto, K. Maruyama, H. Yatagai, Y. Ishihara and N. Maeda, *Tetrahedron*, 1984, **40**, 2239; P. Grossen, P. Herold, P. Mohr and C. Tamm, *Helv. Chim. Acta*, 1984, **67**, 1625.
- H. Hubscher and R. Barner, *Helv. Chim. Acta*, 1990, **73**, 1068.
- M.-Y. Chen and J.-M. Fang, *J. Org. Chem.*, 1992, **57**, 2937.
- J. K. Whitesell, A. Bhattacharya, D. A. Aguilar and K. Henke, *J. Chem. Soc., Chem. Commun.*, 1982, 989; J. K. Whitesell, K. Nabona and D. Deyo, *J. Org. Chem.*, 1989, **54**, 2258. Although (–)-8-phenylmenthyl glyoxylates undergo ene reactions with hex-1-ene in the presence of SnCl_4 , (–)-8-phenylmenthyl pyruvates undergo self-condensation under similar conditions.
- A. Solladie-Cavallo and N. Khair, *Tetrahedron Lett.*, 1988, **29**, 2189.
- M. Weuthen, H.-D. Scharf, J. Runsink and R. Vaßen, *Chem. Ber.*, 1988, **121**, 971.
- M. T. Reetz and A. Jung, *J. Am. Chem. Soc.*, 1983, **105**, 4833; S. Kobayashi and I. Hachiya, *J. Org. Chem.*, 1992, **57**, 1324.
- H. Moorlag, R. M. Kellogg, M. Kloosterman, B. Kaptein, J. Kamphuis and H. E. Schoemaker, *J. Org. Chem.*, 1990, **55**, 5878; G. Frater, U. Müller and W. Günther, *Tetrahedron Lett.*, 1981, **22**, 4221.
- I. Ojima, Y. Miyazawa and M. Kumagai, *J. Chem. Soc., Chem. Commun.*, 1976, 927; I. Ojima, K. Yoshida and S.-I. Inaba, *Chem. Lett.*, 1977, 429.
- Y. Yamamoto, K. Maruyama, T. Komatsu and W. Ito, *J. Org. Chem.*, 1986, **51**, 886; J.-M. Fang and B.-C. Hong, *J. Org. Chem.*, 1987, **52**,

- 3162; Z. Wang, X.-J. Meng and G. W. Kabalka, *Tetrahedron Lett.*, 1991, **32**, 5677.
19 C.-C. Yang and J.-M. Fang, *J. Chem. Soc., Perkin Trans. 1*, 1992, 3085.
20 K. Matsunoto and K. Harada, *J. Org. Chem.*, 1966, **31**, 1956.
21 O. Ort, *Org. Synth.*, 1986, **65**, 203.
22 H. O. House, L. J. Ozuba, M. Gall and H. D. Olmstead, *J. Org.*

Chem., 1969, **34**, 2324; R. E. Ireland, R. H. Mueller and A. K. Willard, *J. Am. Chem. Soc.*, 1976, **98**, 2868.

Paper 3/02084C
Received 13th April 1993
Accepted 28th April 1993